



MINISTRY OF BUSINESS,  
INNOVATION & EMPLOYMENT  
HĪKINA WHAKATUTUKI

# Acceptable Solutions and Verification Methods

For New Zealand Building Code Clause  
**G4 Ventilation**



## **Status of Verification Methods and Acceptable Solutions**

Verification Methods and Acceptable Solutions are prepared by the Ministry of Business, Innovation and Employment in accordance with section 22 of the Building Act 2004. Verification Methods and Acceptable Solutions are for use in establishing compliance with the New Zealand Building Code.

A person who complies with a Verification Method or Acceptable Solution will be treated as having complied with the provisions of the Building Code to which the Verification Method or Acceptable Solution relates. However, using a Verification Method or Acceptable Solution is only one method of complying with the Building Code. There may be alternative ways to comply.

Defined words (italicised in the text) and classified uses are explained in Clauses A1 and A2 of the Building Code and in the Definitions at the start of this document.

Enquiries about the content of this document should be directed to:



**MINISTRY OF BUSINESS,  
INNOVATION & EMPLOYMENT**  
HĪKINA WHAKATUTUKI

Ministry of Business, Innovation and Employment  
PO Box 1473, Wellington 6140  
Telephone 0800 242 243  
Email: [info@building.govt.nz](mailto:info@building.govt.nz)

**Verification Methods and Acceptable Solutions  
are available from [www.building.govt.nz](http://www.building.govt.nz)**

## **New Zealand Government**

© Ministry of Business, Innovation and Employment 2019

This document is protected by Crown copyright, unless indicated otherwise. The Ministry of Business, Innovation and Employment administers the copyright in this document. You may use and reproduce this document for your personal use or for the purposes of your business provided you reproduce the document accurately and not in an inappropriate or misleading context. You may not distribute this document to others or reproduce it for sale or profit.

The Ministry of Business, Innovation and Employment owns or has licences to use all images and trademarks in this document. You must not use or reproduce images and trademarks featured in this document for any purpose (except as part of an accurate reproduction of this document) unless you first obtain the written permission of the Ministry of Business, Innovation and Employment.

## Document Status

The most recent version of this document (Fourth Edition), as detailed in the Document History, is approved by the Chief Executive of the Ministry of Business, Innovation and Employment. It is effective from 27 June 2019 and supersedes all previous versions of this document.

The previous version of this document (Amendment 4) will cease to have effect on 31 October 2019.

People using this document should check for amendments on a regular basis. The Ministry of Business, Innovation and Employment may amend any part of any Verification Method or Acceptable Solution at any time. Up-to-date versions of Verification Methods and Acceptable Solutions are available from [www.building.govt.nz](http://www.building.govt.nz)

<b>G4: Document History</b>		
	<b>Date</b>	<b>Alterations</b>
First published	July 1992	
Amendment 1	September 1993	p. 3, 1.1.2
Reprinted incorporating Amendment 1	July 1994	
Second edition	28 February 1998	Document revised – second edition issued
Amendment 1	23 June 2007	p. 2, Document History, Status p.5, Contents p.7, References p.9, Definitions pp. 13–16 G4/AS1
Third edition	1 November 2008	Document revised – third edition issued
Amendment 2	Effective from 10 October 2011 until 14 August 2014	p. 2, Document History, Status p.7, References
Amendment 3	14 February 2014 until 30 May 2017	p. 7 References p. 9 Definitions pp. 13, 19–20 G4/AS1 1.1.3 2.3.1, 2.4.1, 3.0.1 pp. 21–23 Figures 2, 3 and 4
Amendment 4	Effective from 1 January 2017 to 31 October 2019	p. 7 References p. 11 G4/VM1 2.0.1 p. 20 G4/AS1 2.4.1, 3.0.1
Fourth Edition	Effective 27 June 2019	
<b>Note: Page numbers relate to the document at the time of Amendment and may not match page numbers in current document.</b>		



# New Zealand Building Code

## Clause G4 Ventilation

This Clause is extracted from the New Zealand Building Code contained in the First Schedule of the Building Regulations 1992 and amended by the Building Amendment Regulations 1997.

<b>FIRST SCHEDULE—continued</b>	
<b>Clause G4—VENTILATION</b>	
<b>Provisions</b>	<b>Limits on application</b>
<p><b>OBJECTIVE</b>  <b>G4.1</b> The objective of this provision is to safeguard people from illness or loss of <i>amenity</i> due to lack of fresh air.</p> <p><b>FUNCTIONAL REQUIREMENT</b>  <b>G4.2</b> Spaces within <i>buildings</i> shall be provided with <i>adequate</i> ventilation consistent with their maximum occupancy and their <i>intended</i> use.</p> <p><b>PERFORMANCE</b>  <b>G4.3.1</b> Spaces within <i>buildings</i> shall have means of ventilation with <i>outdoor air</i> that will provide an <i>adequate</i> number of air changes to maintain air purity.</p> <p><b>G4.3.2</b> Mechanical air-handling systems shall be <i>constructed</i> and maintained in a manner that prevents harmful bacteria, pathogens and allergens from multiplying within them.</p> <p><b>G4.3.3</b> <i>Buildings</i> shall have a means of collecting or otherwise removing the following products from the spaces in which they are generated:</p> <ul style="list-style-type: none"> <li>(a) Cooking fumes and odours,</li> <li>(b) Moisture from laundering, utensil washing, bathing and showering,</li> <li>(c) Odours from sanitary and waste storage spaces,</li> <li>(d) Gaseous by-products and excessive moisture from commercial or industrial processes,</li> <li>(e) Poisonous fumes and gases,</li> <li>(f) Flammable fumes and gases,</li> <li>(g) Airborne particles,</li> <li>(h) Bacteria, viruses or other pathogens, or</li> <li>(i) Products of combustion.</li> </ul>	

**FIRST SCHEDULE**—*continued*

**Provisions**

**G4.3.4** Contaminated air shall be disposed of in a way which avoids creating a nuisance or hazard to people and *other property*.

**G4.3.5** The quantities of air supplied for ventilation shall meet the additional demands of any fixed *combustion appliances*.

**Limits on application**

# Contents

	<b>Page</b>
<b>References</b>	<b>9</b>
<b>Definitions</b>	<b>11</b>
<b>Verification Method G4/VM1</b>	<b>13</b>
<b>1.0 Ventilation Rate</b>	<b>13</b>
<b>2.0 Air Purity</b>	<b>13</b>
<b>Acceptable Solution G4/AS1</b>	<b>15</b>
<b>1.0 Ventilation</b>	<b>15</b>
1.1 Introduction	15
1.2 Natural ventilation – General	15
1.3 Natural ventilation of household units and accommodation units with one external wall	16
1.4 Combined natural ventilation and mechanical ventilation	18
1.5 Mechanical ventilation	19
<b>2.0 Ventilation of Spaces Containing   Gas-fuel Appliances</b>	<b>20</b>
2.1 Natural ventilation	20
2.2 Mechanical ventilation	21
2.3 Flue construction	21
2.4 Flue locations on dwellings	22
<b>3.0 Another Solution for Gas-fuel   Appliances</b>	<b>22</b>
<b>Appendix 1 Typical apartment layouts and ventilation options</b>	<b>23</b>
<b>Index</b>	<b>27</b>





# References

For the purposes of New Zealand Building Code (NZBC) compliance, the Standards and documents referenced in this Verification Method and Acceptable Solution (primary reference documents) must be the editions, along with their specific amendments, listed below. Where these primary reference documents refer to other Standards or documents (secondary reference documents), which in turn may also refer to other Standards or documents, and so on (lower-order reference documents), then the version in effect at the date of publication of the reference document must be used.

	<b>Where quoted</b>
<b>Standards New Zealand</b>	
AS/NZS 3666:- Air-handling and water systems of buildings – Microbial control	
Part 1: 2011 Design, installation and commissioning	AS1 1.5.1 b)
Part 2: 2011 Operation and maintenance	AS1 1.5.1 b)
NZS 4303: 1990 Ventilation for acceptable indoor air quality	AS1 1.5.1 a) d)
AS/NZS 5601:- Gas installations	AS1 2.3.1 b), 2.4.1 c), 3.0.1
Part 1: 2013 General installations <i>Amend: 1, 2</i>	
<b>Standards Australia</b>	
AS 1668:- The use of mechanical ventilation and air-conditioning in buildings	
Part 2: 2002 Ventilation design for indoor-air contaminant control <i>Amends: 1, 2</i>	AS1 1.2.4, 1.5.1 a) c) i) ii) d) e), f), g),
<b>New Zealand Government Departments</b>	
Worksafe New Zealand, Workplace Exposure Standards and Biological Exposure Indices 10th Edition, November 2018	VM1 2.0.1
<b>Chartered Institution of Building Services Engineers, London</b>	
CIBSE Code Series A: 1996 Air distribution systems	VM1 1.0.1, AS1 1.5.1 h)



# Definitions

This is an abbreviated list of definitions for words or terms particularly relevant to this Verification Method and Acceptable Solution. The definitions for any other italicised words may be found in the New Zealand Building Code Clause A2 Interpretation.

**Adequate** Adequate to achieve the objectives of the *Building Code*.

**Atmospheric burner** A burner system where all the air for combustion is induced by the inspirating effect of a gas injector and/or by natural draught in the combustion chamber without mechanical assistance.

**Building** has the meaning ascribed to it by sections 8 and 9 of the Building Act 2004.

**Building element** Any structural and non-structural component or assembly incorporated into or associated with a *building*. Included are *fixtures*, services, drains, permanent mechanical installations for access, glazing, partitions, ceilings and temporary supports.

**Chimney** A non-combustible structure which encloses one or more *flues*, fireplaces or other heating appliances.

**Common extract duct** A mechanical ventilation duct that extracts from different *household units*, and may contain air, moisture and contaminant.

**Construct** In relation to a *building*, includes to design, build, erect, prefabricate and relocate the *building*.

**Draught diverter** A device, without moving parts, fitted in the *flue* of an appliance for isolating the combustion system from the effects of pressure changes in the secondary *flue*.

**Equivalent aerodynamic area** The area of an equivalent aerodynamically perfect orifice, and equals the penetration area required by the natural ventilation device multiplied by the discharge coefficient determined under test.

**Fire separation** Any *building element* which separates *firecells* or *firecells* and *safe paths*, and provides a specific *fire resistance rating*.

**Fixture** An article intended to remain permanently attached to and form part of a *building*.

**Flue** The passage through which the products of combustion are conveyed to the outside.

**Forced or induced draught appliance**  
An appliance where all or part of the air for combustion is provided by a fan or other mechanical device which is an integral part of the combustion system.

**Habitable space** A space used for activities normally associated with domestic living, but excludes any bathroom, laundry, water closet, pantry, walk-in wardrobe, corridor, hallway, lobby, clothes-drying room, or other space of a specialised nature occupied neither frequently nor for extended periods.

## Household unit

- a) means any *building* or group of *buildings*, or part of a *building* or group of *buildings*, that is:
- i) used, or intended to be used, only or mainly for residential purposes; and
  - ii) occupied, or intended to be occupied, exclusively as the home or residence of not more than one household; but
- b) does not include a hostel, boarding house or other specialised accommodation.

**Intended use** in relation to a *building*:

- a) includes any or all of the following:
- i) any reasonably foreseeable occasional other use that is not incompatible with the intended use; and
  - ii) normal maintenance; and
  - iii) activities taken in response to fire or any other reasonably foreseeable emergency
- b) but does not include any other maintenance and repairs or rebuilding.

**Natural draught** The flow produced by the tendency of warmed gases to rise.

**Net openable area** is the area of windows or doors or other opening measured on the face dimensions of the openable *building element* concerned.

**Occupied space** Any space within a *building* in which a person will be present from time to time during the *intended use* of the *building*.

**Outdoor air** Air as typically comprising by volume:

- i) oxygen 20.94%
- ii) carbon dioxide 0.03%
- iii) nitrogen and other inert gases 79.03%.

**Permanent opening** An opening which cannot be closed, this implies that doors, windows etc are NOT permanent openings, although door undercuts are.

**Room-sealed appliance** An appliance designed so that air for combustion neither enters from, nor combustion products enter into, the room in which the appliance is located.

**Trickle ventilator** A controllable ventilation opening through the external envelope to the outside to provide background ventilation.

# Verification Method G4/VM1

## 1.0 Ventilation Rate

---

**1.0.1** In ducted mechanical ventilation systems the air-flow rate (and consequently number of air changes), may be verified using the methods of measurement given in the CIBSE Code Series A, Appendix A3.1. For determining the volume of *outdoor air*, measurements shall be taken close to the *outdoor air* inlet.

## 2.0 Air Purity

---

**2.0.1** The acceptability of indoor air purity for workplaces may be verified by demonstrating that contaminant levels do not exceed the limits recommended in “Workplace Exposure Standards and Biological Exposure Indices”.



# Acceptable Solution G4/AS1

## 1.0 Ventilation

### 1.1 Introduction

**1.1.1** Ventilation of spaces within *buildings* is required to maintain air purity by a flow of *outdoor air* through the *building* envelope, with or without mechanical assistance.

#### COMMENT:

If activities or environmental conditions adjacent to external natural ventilation openings produce air pollution in any of the forms listed in NZBC G4.3.3, it may be necessary to relocate the openings or use mechanical ventilation.

**1.1.2** Ventilation of spaces within *buildings* must be provided by natural ventilation (refer to Paragraphs 1.2 and 1.3), mechanical ventilation (refer to Paragraph 1.5), or a combination of mechanical and natural ventilation (refer to Paragraph 1.4).

**1.1.3** *Buildings* containing Type 5 fire alarm systems must have mechanical extract ventilation installed in kitchens.

#### COMMENT:

Refer to Acceptable Solution F7/AS1 and Acceptable Solutions C/AS1– C/AS6 Appendix A for information on Type 5 fire alarms.

### 1.2 Natural ventilation – General

**1.2.1** Where natural ventilation is available via adjacent spaces, specific ventilation is not required to small spaces such as hallways and lobbies in *household units*.

**1.2.2** Natural ventilation of *occupied spaces* must be achieved by providing a *net openable area* of windows or other openings to the outside of no less than 5% of the floor area. The 5% floor area requirement does not apply to:

- a) *occupied spaces* in Commercial and Industrial *buildings* where products listed in NZBC Clause G4.3.3 are generated (mechanical ventilation of these spaces is required), and

- b) *household units* and accommodation units where there is only one external wall with opening windows (refer to Paragraph 1.3 for additional requirements if natural ventilation is used).

#### COMMENT:

1. The net openable area of windows or doors is measured on the face dimensions of the *building element* concerned.
2. Fixing in an open position of doors and windows used for ventilation is necessary to avoid injury or damage from sudden closure in the event of strong winds or other forces.
3. Keeping water from entering the *building* must be considered for compliance with NZBC Clause E2 External Moisture.

**1.2.3** Openable *building elements* shall be constructed in a way that allows them to remain fixed in the open position as a means of ventilation during normal occupancy of the *building*.

**1.2.4** Natural ventilation of car parks shall comply with the natural ventilation part of AS 1668.2 Section 7.

**1.2.5** Spaces in *household units* and accommodation units that contain cooktops, showers and baths must have mechanical extract fans installed to remove moisture generated by these fixtures. Mechanical extract fans (including associated ducting) must have a flowrate not less than:

- a) 25 L/s for showers and baths, and
- b) 50 L/s for cooktops.

#### COMMENT:

Mechanical extract fans are intended to remove moisture from localised sources, and will not necessarily provide adequate ventilation for the whole *occupied space*.

Within this acceptable solution, natural ventilation (refer Paragraphs 1.2 and 1.3) on its own is not adequate to remove moisture generated from cooktops, showers and baths.

### 1.3 Natural ventilation of household units and accommodation units with one external wall

#### Scope

**1.3.1** Paragraphs 1.3.2 to 1.3.5 specify the natural ventilation to both *household units* and accommodation units with only one external wall, such as those often found in apartments, hotels and motels.

Kitchens, bathrooms, toilets and laundries that do not have an external wall must be mechanically ventilated in accordance with Paragraphs 1.4 or 1.5.

#### Kitchens, bathrooms, toilets, laundries and habitable spaces that have an external wall

**1.3.2** Kitchens, bathrooms, toilets, laundries and *habitable spaces* with an external wall must be ventilated to the outside by:

- a) windows and/or other openings to the outside with a *net openable area* of no less than 5% of the floor area of the space, or
- b) high level *trickle ventilators* located through the external wall or in *building elements* within the external wall (see Paragraph 1.3.5 for *trickle ventilators*), and
- c) having a distance between the external wall and opposing wall of the space of less than 6 metres.

**1.3.3** Spaces in *household units* and accommodation units that contain cooktops, showers and baths must have mechanical extract fans installed to remove moisture generated by these fixtures. Mechanical extract fans (including associated ducting) must have a flow rate not less than:

- a) 25 L/s for showers and baths, and
- b) 50 L/s for cooktops.

#### COMMENT:

Mechanical extract fans are intended to remove moisture from localised sources, and will not necessarily provide adequate ventilation for the whole *occupied space*.

Within this acceptable solution, natural ventilation on its own is not adequate to remove moisture generated from cooktops, showers and baths.

#### Habitable spaces ventilated via another habitable space

**1.3.4** *Habitable spaces* without openings to the exterior must be ventilated via another *habitable space* by:

- a) providing from the other *habitable space* to outside, openable windows and/or other openings of *net openable area* of no less than 5% of the combined floor area of the combined *habitable spaces*, and
- b) providing high and low level *trickle ventilators* located on the external wall (see Paragraph 1.3.5 for *trickle ventilators*), sized according to the combined floor area, and
- c) providing an area of *permanent opening* between the two spaces of no less than 5% of the combined floor area of the *habitable spaces*, and
- d) having a combined distance of the *habitable spaces*, measured between the external wall and furthest opposing wall, of less than 6 metres.

#### COMMENT:

*Habitable spaces* must not be naturally ventilated via an adjacent space that is a bathroom, kitchen, toilet or laundry.



**Trickle ventilators**

**1.3.5** *Trickle ventilators* are devices that have an opening to the outside. *Trickle ventilators* shall:

- a) have an opening of no less than 2000 mm<sup>2</sup> *equivalent aerodynamic area*, and
- b) be located to minimise draughts, and
- c) be secured to keep pests and insects out, and
- d) have acoustic attenuation, if required by NZBC G6 Airborne and Impact Sound, and
- e) be controllable and closable in all conditioned spaces, and
- f) be installed in *household units*, providing they do not contain mechanical supply ventilation, and
- g) have the *equivalent aerodynamic area*, based on the number of occupants, for the space as given in Tables 1 and 2, and

**Table 1:** Number of occupants  
Paragraph 1.3.5

Household unit accommodation unit type	Number of people
Studio	2
1 bedroom	2
2 bedroom	3
Greater than 2 bedrooms	Add 1 per bedroom

- h) have, where high and low level *trickle ventilators* are required, the high and low level *trickle ventilators* of approximately the same *equivalent aerodynamic area* and separated by a minimum of 1 metre. High level *trickle ventilators* are located in the top half of the wall. Low level *trickle ventilators* are located in the bottom half of the wall.

**COMMENT:**

There are a range of *trickle ventilators*, sometime called background ventilators, on the market.

**Table 2:** Total required equivalent aerodynamic area per space (mm<sup>2</sup>)  
Paragraph 1.3.5

Ventilator locations	Number of occupants				
	1	2	3	4	5
High and low level	4000	8000	12,000	16,000	20,000
High level only	3000	6000	9000	12,000	15,000

#### 1.4 Combined natural ventilation and mechanical ventilation

##### Scope

**1.4.1** This section specifies the combined natural and mechanical ventilation requirements for both *household units* and accommodation units, with one external wall, such as those often found in apartments, hotels and motels.

*Habitable spaces* will be naturally ventilated, and kitchens, bathrooms, toilets and laundries will be ventilated by continuous or intermittent mechanical extract ventilation (refer to Paragraph 1.5).

##### Combined natural ventilation with continuous or intermittent mechanical ventilation

**1.4.2** *Habitable spaces* with one external wall and a *permanent opening* to a kitchen, bathroom, toilet or laundry, within which a continuous or intermittent mechanical extract system is installed, must be ventilated by:

- a) integrating high level *trickle ventilators*, located within the external wall or *building elements* that are integrated within the external wall (see Paragraph 1.3.5 for *trickle ventilators*), and

- b) having a *net openable area* of windows and/or other openings to the outside of no less than 5% of the floor area, and
- c) having the kitchen, bathroom, toilet, or laundry door undercut by 20 mm, and
- d) having a maximum dimension between the external wall and the furthest internal opposing wall, when measured across the combined *habitable space* and the kitchen, bathroom, toilet, or laundry, of
  - i) less than 10 metres for continuous mechanical extract systems, or
  - ii) less than 6 metres for intermittent mechanical extract systems.

##### COMMENT:

If Paragraphs 1.4.2 d) i) & ii) both apply, then ventilation shall be achieved by complying with Paragraph 1.4.2 d) ii).

## 1.5 Mechanical ventilation

**1.5.1** Mechanical ventilation systems must satisfy the following conditions:

- a) **outdoor air supply** shall be designed and equipment installed to comply with NZS 4303, or AS 1668.2 (excluding Table A1 and Sections 3 and 7), and to provide outdoor air to *occupied spaces* at the flow rates given in NZS 4303 Table 2, and
- b) **air-handling systems** shall be installed and maintained to the requirements of AS/NZS 3666.1 and AS/NZS 3666.2, and
- c) **extract ventilation** shall:
  - i) be constructed so that any products listed in Clause G4.3.3 are removed, collected or diluted by ventilation rates and methods set out in AS 1668.2 Section 5

**COMMENT:**

Commercial kitchen extract ventilation is included in AS 1668.2 Section 5.

- ii) where provided to remove moisture and other contaminants from kitchens, bathrooms, toilet spaces and laundries in *household units*, exhaust the air to the outside at flow rates given in AS 1668.2, Table B1, and

**COMMENT:**

Extract ventilation systems that pass through fire rated *building elements* must be designed to maintain the fire performance of the *building* – refer to NZBC Clauses C1-C6.

- iii) exhaust air to the outside at a flowrate not less than 50 L/s, when intermittent mechanical extract ventilation is used to remove moisture and other contaminants from spaces in *household units* and accommodation units that contain cooktops.

- d) **outdoor air intakes** shall be located to avoid contamination from any local source in accordance with AS 1668.2 Clause 4.3.1 and NZS 4303 Clause 5.5, and
- e) **recirculated air systems** shall comply with AS 1668.2 Clause 4.5, and
- f) **contaminated air discharge systems** shall discharge contaminated air in a way that complies with AS 1668.2 Clause 5.10, and
- g) **filtration** shall comply with AS 1668.2 Clause 4.4, and
- h) **commissioning** shall comply with CIBSE Code Series A.

### Car park ventilation

**1.5.2** Mechanical ventilation of car parks shall comply with the mechanical ventilation part of AS 1668.2 Section 7.

### Positive and negative pressure

**1.5.3** *Building* interiors ventilated by mechanical systems incorporating filtration shall, except where Paragraph 1.4.4 applies, be maintained at a positive pressure.

**COMMENT:**

Positive pressure allows good control of intake air filtration, whereas under negative pressure, unfiltered air may be drawn through gaps and openings in *building elements*.

**1.5.4** Spaces in which mechanical ventilation is used to remove or collect contaminants shall be maintained at negative pressure relative to other spaces in the *building*.

**COMMENT:**

Negative pressure reduces the likelihood of contaminants being spread to other spaces.

## 2.0 Ventilation of Spaces Containing Gas-fuel Appliances

### 2.1 Natural ventilation

**2.1.1** Natural ventilation systems for appliances burning gas fuel designed to operate under *natural draught* conditions shall:

- a) Supply air under equal pressure conditions to the burners and to the *draught diverter* i.e. in the same room and as close as possible to the appliance, and
- b) For non *room-sealed appliances* having a combined gas input exceeding 1 kW for each m<sup>3</sup> of the space in which they are installed, be provided with vents, in addition to the ventilation required by Paragraphs 1.1 and 1.2. The vents shall be sized and located according to Paragraphs 2.1.3 to 2.1.8.

**2.1.2** Domestic gas cookers in non room-sealed spaces which are also used for sleeping, require permanent venting to the outside. The size of the vent shall be appropriate to the gas input to the cooker and shall be subject to specific design.

#### 2.1.3 Vent sizes

Two permanent vent openings, one high level and one low level, shall be provided, each with a free ventilation area per kW of gas input (of all appliances in the space) of no less than:

- a) 1200 mm<sup>2</sup> for spaces vented directly to the outside, and
- b) 2300 mm<sup>2</sup> for spaces vented via adjacent spaces.

**2.1.4** The vent opening areas given in Paragraph 2.1.3 may be halved for plant rooms and boiler rooms infrequently occupied by people.

**2.1.5** Vent openings shall have vertical dimensions of no less than 50 mm, and no dimension of less than 6.0 mm in any other direction.

**2.1.6** Low-level vents shall have their lower edge no more than 100 mm above floor level, and upper-level vents shall have their lower edge no less than 75 mm above the top of the draught diverter relief opening.

**2.1.7** A louvred door is also an acceptable method of ventilation provided the bottom of the free area extends to not less than 100 mm above the floor, and the requisite high-level free area is available from the level of 75 mm above the *draught diverter* relief opening.

**2.1.8** In plant room or boiler room installations, low- and high-level vents may be combined into a single opening, provided it reaches from floor to ceiling and has a total free area equivalent to that required for the two separate vents.

## 2.2 Mechanical ventilation

**2.2.1** When mechanical ventilation is used, the system shall have either:

- a) Mechanical supply with mechanical extraction, or
- b) Mechanical supply with natural exhaust.

**2.2.2** A mechanical ventilation system shall:

- a) For each kW of gas consumption (of all appliances in the plant room) provide *outdoor air* at the rate of:
  - i) 3.6 m<sup>3</sup>/h for *forced or induced draught appliances*, and
  - ii) 7.2 m<sup>3</sup>/h for appliances with *atmospheric burners*, and
- b) Remove exhaust air from the room either:
  - i) mechanically at one third the inlet rate, or
  - ii) naturally via high-level openings having a free ventilation area of no less than 600 mm<sup>2</sup> per kW of total gas consumption for all appliances in the room.

## 2.3 Flue construction

**2.3.1** A *flue* system shall have:

- a) The cross-sectional area of a *natural draught flue* system external to the appliances, no less than the cross-sectional area of the appliance outlet, or
- b) The *flue* designed to comply with AS/NZS 5601.1, section 6.7 and Appendix H, and
- c) If a *draught diverter* is not fitted:
  - i) *flue* products discharged to the atmosphere only at the *flue* terminal, unless the discharge at other locations can be achieved without hazard to *persons*, property or appliance operation, and
  - ii) a method of automatically shutting down the main burners of *forced or induced draught appliances*, should the normal free discharge of the *flue* be interrupted.

### 2.3.2 Draught diverters

*Draught diverter* installations shall discharge the total *flue* products including excess air and *draught diverter* dilution air, at the *flue* terminal without spillage from the skirt of the *draught diverter*.

## 2.4 Flue locations on dwellings

**2.4.1** The location of a *flue* terminal on a dwelling shall have:

- a) Outlets from *natural draught flues* or *chimneys*, positioned relative to surrounding *construction* to avoid wind causing down draughts in the *flue*,
- b) *Flue* pipes which extend through the roof, terminated no closer than:
  - i) 500 mm to the nearest part of any roof,
  - ii) 2.0 m to the roof level of a flat roof intended for personal or public use, and
  - iii) 500 mm above any parapet, and
- c) *Flues* which terminate on the wall of a *building* located clear of inlets for outside air in accordance with the minimum clearances specified in AS/NZS 5601.1, section 6.9 and Figure 6.2.

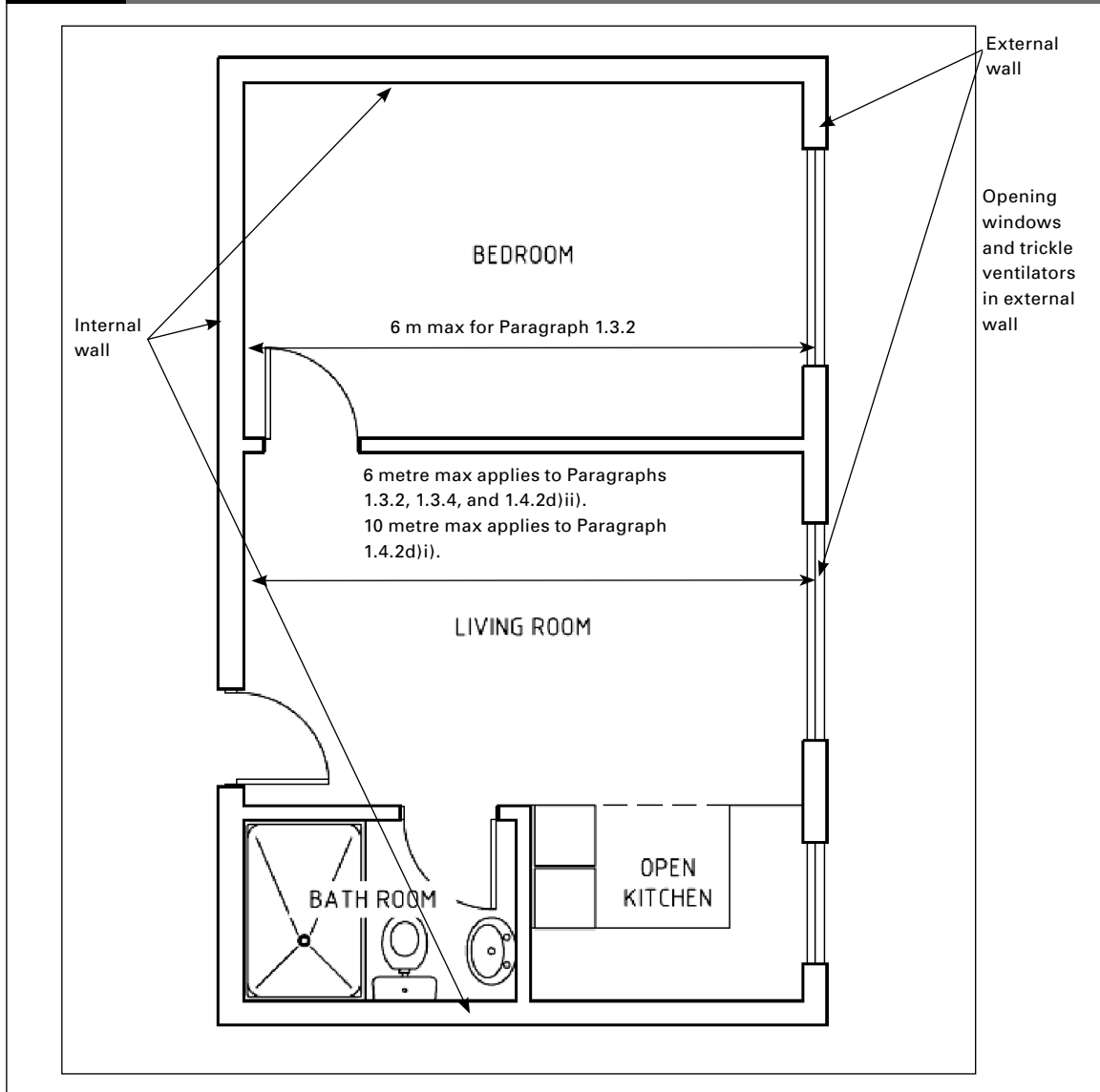
## 3.0 Another Solution for Gas-fuel Appliances

---

**3.0.1** AS/NZS 5601.1 Sections 1, 3, 4, 5 and 6 and Appendices A – M and O - R is an Acceptable Solution, but may exceed the performance criteria of NZBC G4.

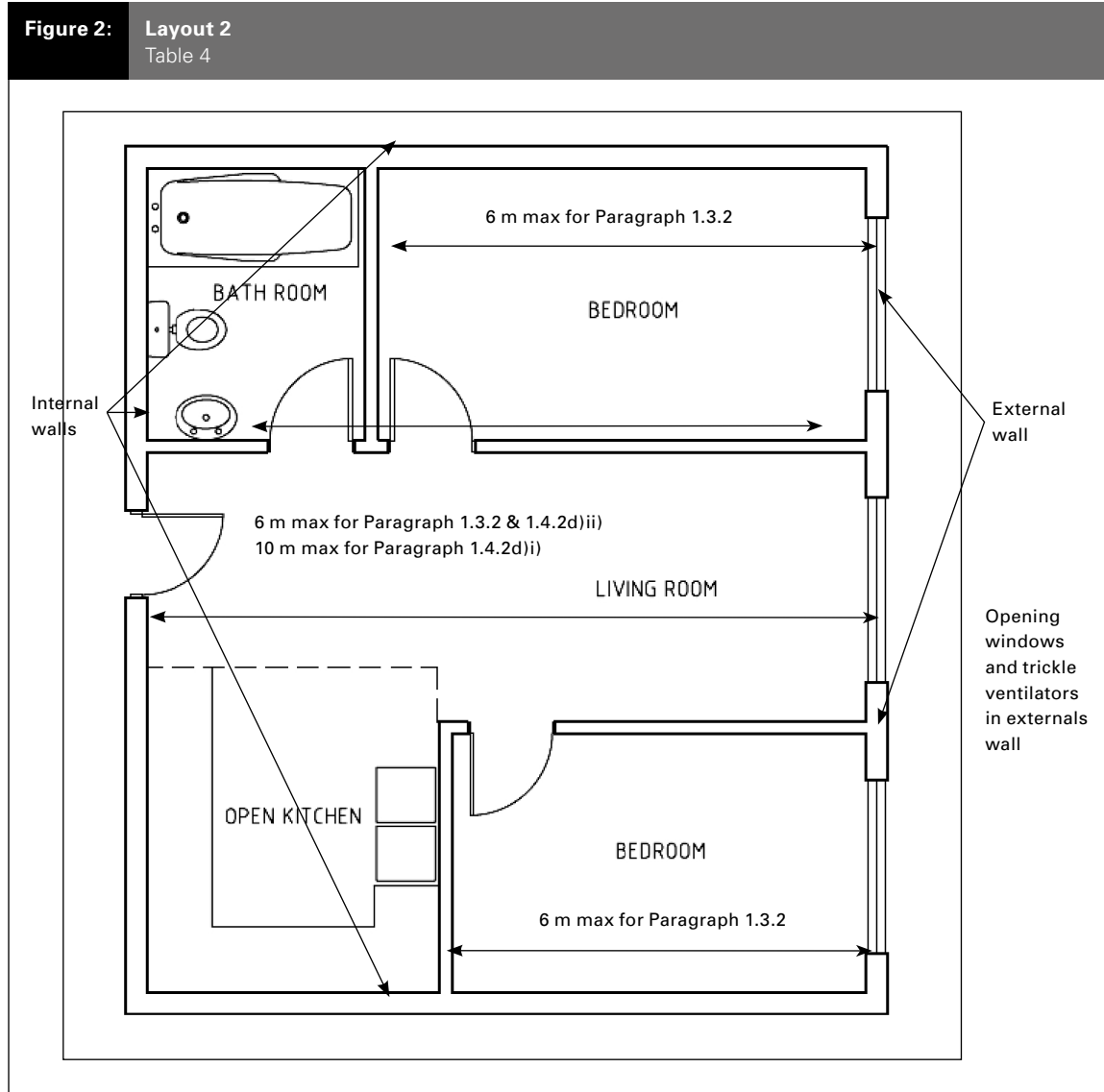
# Appendix 1 Typical apartment layouts and ventilation options

**Figure 1:** Layout 1  
Table 3



**Table 3:** Ventilation options – Layout 1  
Figure 1

Room	Natural ventilation (Paragraph)	Mechanical ventilation (Paragraph)	Combined ventilation (Paragraph)
Bedroom	1.3.2	1.5	–
Living	1.3.2	1.5	1.4.2d) ii) (6 m max dist) or 1.4.2 d) i) (10 m max dist)
Kitchen	1.3.2 and 1.3.3	1.5	1.4.2d) ii) (6 m max dist) or 1.4.2 d) i) (10 m max dist)
Bathroom	1.3.3	1.5	1.4.2d) ii) (6 m max dist) or 1.4.2 d) i) (10 m max dist)

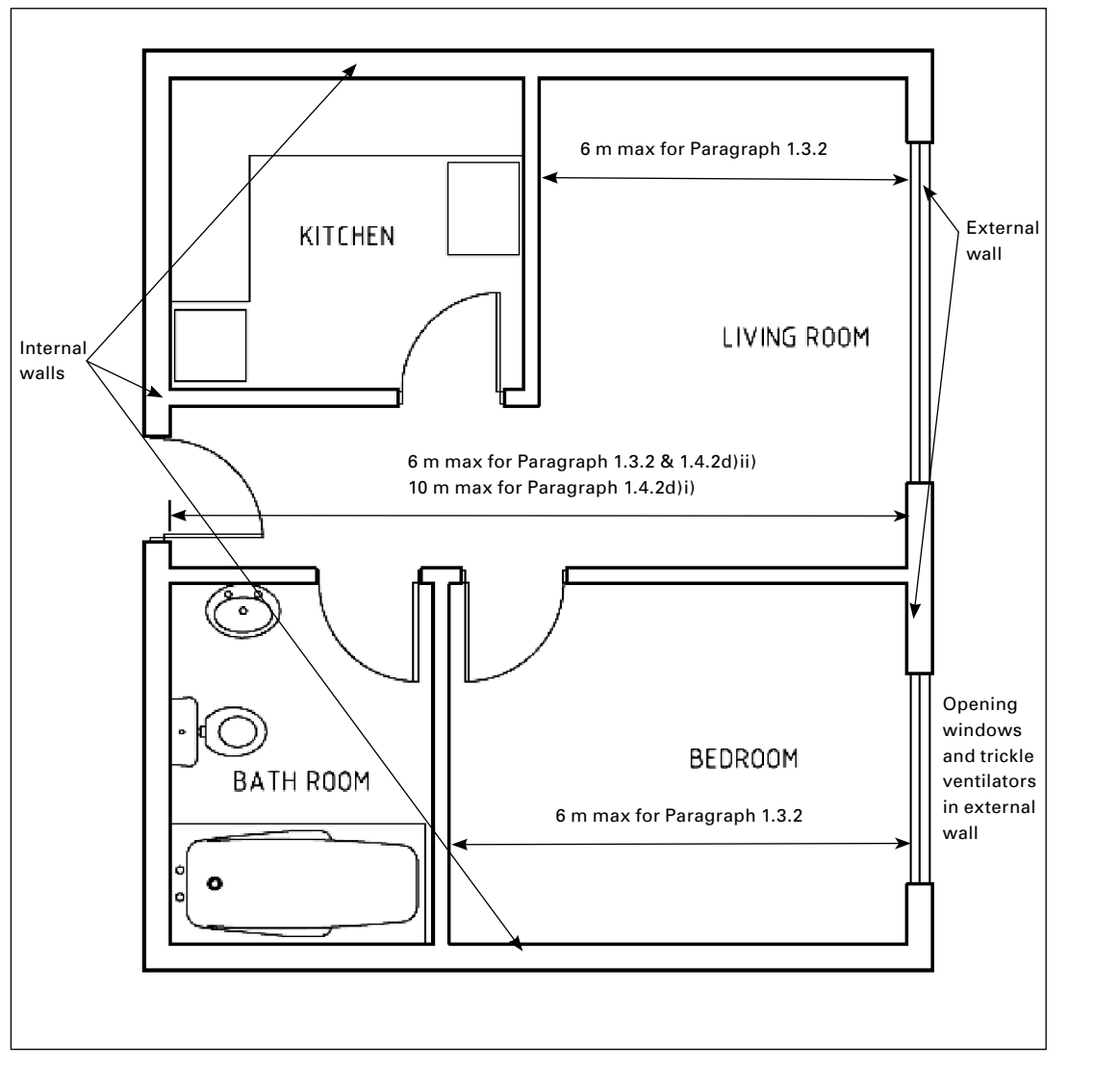


**Table 4: Ventilation options – Layout 2**  
Figure 2

Room	Natural ventilation (Paragraph)	Mechanical ventilation (Paragraph)	Combined ventilation (Paragraph)
Bedrooms	1.3.2	1.5	–
Living	1.3.2	1.5	1.4.2d) ii) (6 m max dist) or 1.4.2 d) i) (10 m max dist)
Kitchen	-	1.5	1.4.2d) ii) (6 m max dist) or 1.4.2 d) i) (10 m max dist)
Bathroom	-	1.5	1.4.2d) ii) (6 m max dist) or 1.4.2 d) i) (10 m max dist)



**Figure 3:** Layout 3  
Table 5



**Table 5:** Ventilation options – Layout 3  
Figure 3

Room	Natural ventilation (Paragraph)	Mechanical ventilation (Paragraph)	Combined ventilation (Paragraph)
Bedrooms	1.3.2	1.5	–
Living	1.3.2	1.5	1.4.2d) ii) (6 m max dist) or 1.4.2 d) i) (10 m max dist)
Kitchen	-	1.5	1.4.2d) ii) (6 m max dist) or 1.4.2 d) i) (10 m max dist)
Bathroom	-	1.5	1.4.2d) ii) (6 m max dist) or 1.4.2 d) i) (10 m max dist)



# Index G4/VM1 & AS1

All references to Verification Methods and Acceptable Solutions are preceded by **VM** or **AS** respectively.

<b>Air-handling systems</b> .....	<b>AS1</b> 1.5.1 b)
<b>Air purity</b> .....	<b>VM1</b> 2.0
<b>Car park ventilation</b> .....	<b>AS1</b> 1.5.2
<b>Combined natural ventilation and mechanical ventilation</b> .....	<b>AS1</b> 1.4
<b>Contaminated air discharge systems</b> .....	<b>AS1</b> 1.5.1 f)
<b>Gas-fuel appliances</b> .....	<b>AS1</b> 2.0
another solution .....	<b>AS1</b> 3.0
draught diverters .....	<b>AS1</b> 2.3.2
flue construction .....	<b>AS1</b> 2.3
flue location on dwellings .....	<b>AS1</b> 2.4
mechanical ventilation .....	<b>AS1</b> 2.2
natural ventilation .....	<b>AS1</b> 2.1
<b>Extract ventilation</b> .....	<b>AS1</b> 1.5.1 c)
<b>Mechanical ventilation</b> .....	<b>AS1</b> 1.5, 2.2
<b>Natural ventilation</b> .....	<b>AS1</b> 1.1, 1.2, 1.3, 2.1
<b>Natural ventilation of household units and accommodation units with one external wall</b> .....	<b>AS1</b> 1.3
<b>Outdoor air supply</b> .....	<b>AS1</b> 1.5.1 a) d)
<b>Positive and negative pressure</b> .....	<b>AS1</b> 1.5.3, 1.5.4
<b>Recirculated air systems</b> .....	<b>AS1</b> 1.5.1 e)
<b>Trickle ventilators</b> .....	<b>AS1</b> 1.3.5
<b>Ventilation rate</b> .....	<b>VM1</b> 1.0

